


# Ergo Touchpad

1. Right mouse click tap  
in the upper right corner




2. Left mouse click  
tap anywhere on the surface



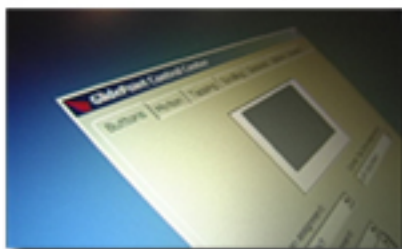
3. Drag-n-drop & highlight:  
“Quickly!” tap twice holding  
down and dragging your  
finger on the second tap.

ALSO: You never run out of dragging space!  
If you drag or draw something to the very  
edge of the touchpad, it automatically senses  
you are at the edge and gives you 3 seconds  
to lift up and reposition your finger.

4. Scroll  
by dragging  
along the  
right side edge



## ERGO TOUCHPAD CONTROL CENTER



Our touchpads work automatically when plugged in but if you  
want Gestures, more speed, control, precision, 8 different  
scrolling options, rotation, programmable features, motion  
extenders and much more.....

Free program for PC  
FULL VIDEO INFOMERCIAL AND DOWNLOAD AT  
[WWW.ErgoTouchpad.com](http://WWW.ErgoTouchpad.com)

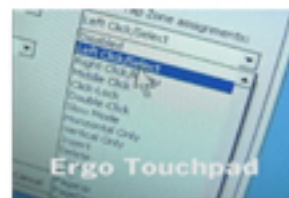
Multi-Finger Gestures: For rotate, zooming, 2 finger panning, and 3 finger  
flick that can also be programed to open up programs and much more.

Scrolling: 8 different scrolling options including Horizontal, Vertical,  
Zoom, Back/Forward, Compatible Scroll, Power Scroll, Circular Scroll  
and Wheel mouse scroll.

Adjust pointer speed and  
acceleration to make your  
cursor fly! and also  
enable or disable motion  
extenders like glide extend  
that give you infinite dragging.



Program the right tap zone  
to one of 42 functions



TouchGuard gives you added security by Blocking accidental tapping and motion while typing,  
and Ignore large objects brushing the touchpad does exactly what it says.

Rotate the touchpad 90, 180 or 279 degrees so you can use it sideways or upside down,

Touchpad sounds allow you to hear the different functions engage and can be enabled or  
disabled.

